


# FDM Nylon-CF10



## Carbon Fiber Filled FDM Thermoplastic Filament

The information presented are typical values intended for reference and comparison purposes only. They should not be used for design specifications or quality control purposes.



## Overview

FDM® Nylon-CF10 is a composite material combining a blended nylon polymer with 10% chopped carbon fiber (by weight), enhancing the material's strength and rigidity. The nylon base polymer also gives FDM Nylon-CF10 good chemical resistance.

## Contents:

Ordering Information. . . . .	3
Physical Properties. . . . .	4
Mechanical Properties . . . . .	5

## Product Information

**Table 1. Printer and Support Material Compatibility**

Printer	Model Tip (Slice)	Support Material	Support Tip
F190™CR	F123CR Hardened Extrusion Head (all slice heights)	QSR Support (SR-35 soluble)	F123 Std Head (all slice heights)
F370®CR	F123CR Hardened Extrusion Head (all slice heights)	QSR Support (SR-35 soluble)	F123 Std Head (all slice heights)

### Build Tray

- F190CR build tray
- F370CR build tray

**Table 2. FDM Nylon-CF10 Ordering Information**

Part Number	Description
<b>Filament Spools</b>	
333-90450	FDM Nylon-CF10 90 cu. in.
<b>Printer Consumables</b>	
123-00303-S	F190CR Build Tray, Standard
123-00304	F370CR Build Tray, Standard
123-00602-S	F123CR Hardened Head for FDM Nylon-CF10

## Physical Properties

Values are measured as printed. XY, XZ, and ZX orientations were tested.

**Table 3. FDM Nylon-CF10 Physical Properties**

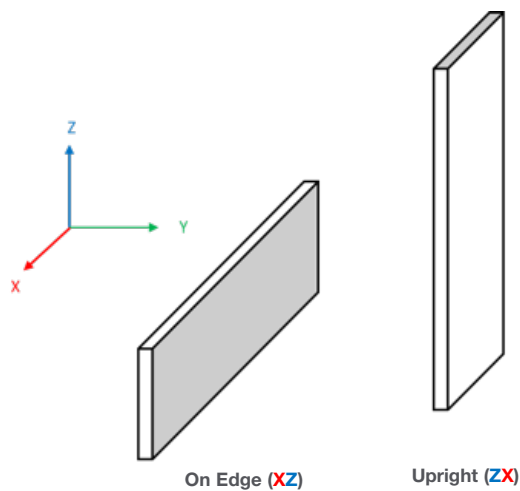
Property	Test Method	Typical Values	
		XY	XZ/ZX
HDT @ 66 psi	ASTM D648 Method B	58 °C (136 °F)	77 °C (171 °F)
HDT @ 264 psi	ASTM D648 Method B	52 °C (126 °F)	62 °C (144 °F)
Tg	ASTM D7426 Inflection Point	109 °C	
CTE (XY)	ASTM E831 (RT to 60 °C)	94 µm/[m*°C]	79 µm/[m*°C]
CTE (Z)	ASTM E831 (RT to 60 °C)	180 µm/[m*°C]	148 µm/[m*°C]
Volume Resistivity	ASTM D257	1.88E+15 Ohms-cm	4.25E+13 Ohms-cm
Specific Gravity	ASTM D257@23 °C	1.1411	

## Mechanical Properties

FDM Nylon-CF10 samples were printed with a 0.010 in. (0.254 mm) layer height.

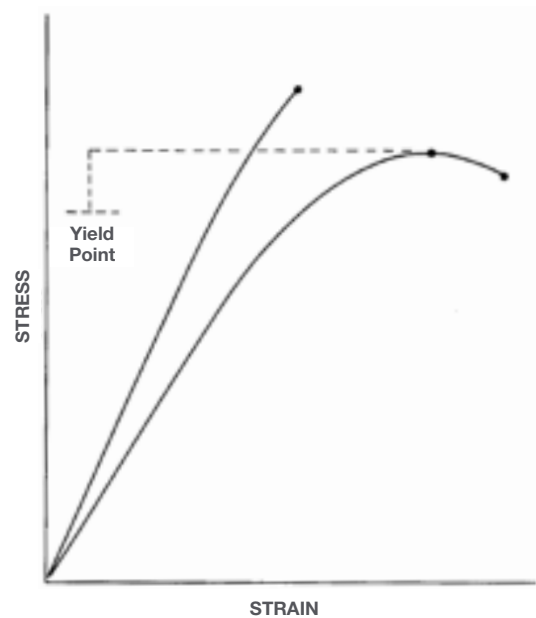
### Print Orientation

Parts created using FDM are anisotropic as a result of the printing process. Below is a reference of the different orientations used to characterize the material.



### Tensile Curves

Due to the anisotropic nature of FDM, tensile curves look different depending on orientation. To the left is a guide of the two types of curves seen when printing tensile samples and what reported values mean.



A = Tensile at break, elongation at break (no yield point)

B = Tensile at yield, elongation at yield

C = Tensile at break, elongation at break

**Table 4. FDM Nylon-CF10 Mechanical Properties**

0.010 in. Layer Height		XZ Orientation	ZX Orientation
<b>Tensile Properties: ASTM D638</b>			
Yield Strength	MPa	69.1 (3.74)	25.4 (3.61)
	psi	10034 (543)	3684 (524)
Elongation @ Yield	%	4.44 (0.61)	2.52 (0.60)
Strength @ Break	MPa	67.6 (4.12)	24.7 (3.81)
	psi	9809 (598)	3576 (552)
Elongation @ Break	%	4.74 (0.73)	2.41 (0.62)
Modulus (Elastic)	GPa	4.15 (0.12)	1.57 (0.071)
	ksi	602 (16.7)	228 (10.3)
<b>Flexural Properties: ASTM D790, Procedure A</b>			
Strength @ Break	MPa	123.7 (2.74)	39.7 (3.49)
	psi	17940 (398)	5751 (506)
Strain @ Break	%	4.61 (0.24)	3.16 (0.44)
Modulus	GPa	5.37 (0.17)	1.54 (0.101)
	ksi	779 (24.7)	223 (14.7)
<b>Compression Properties: ASTM D695</b>			
Yield Strength	MPa	No Yield	No Yield
	psi	No Yield	No Yield
Peak Strength	MPa	76.1 (40.0)	124.2 (12.15)
	psi	11034 (5801)	18016 (1762)
Modulus	GPa	2.13 (0.041)	1.57 (0.045)
	ksi	309 (5.9)	228 (6.5)
<b>Impact Properties: ASTM D256, ASTM D4812</b>			
Notched	J/m	202.7 (8.6)	36.4 (13.4)
	ft*lb/in	3.79 (0.16)	0.68 (0.25)
Unnotched	J/m	1030.5 (74.3)	117.11 (17.1)
	ft*lb/in	19.27 (1.39)	2.19 (0.32)

(1) Values in parenthesis are standard deviations.

## CINTEG AG – DEUTSCHLANDWEIT FÜR SIE DA



**CINTEG AG**  
Produkte digital entwickeln

Steinbeisstraße 11  
73037 Göppingen  
Tel. 07161/6280-0  
Fax 07161/6280-198

Centroallee 277  
46047 Oberhausen  
Tel. 0208/37605-0  
Fax 0208/37605-29

Markgrafenstraße 32  
95680 Bad Alexandersbad  
Tel. 09232/915607-0  
Fax 09232/915607-29

Am Fleckenberg 12  
65549 Limburg  
Tel. 06431/9857-0  
Fax 06431/9857-98

Thomas-Müntzer-Str. 2a  
08297 Zwönitz  
Tel. 037754/701-0  
Fax: 037754-/701-24

[WWW.CINTEG.DE](http://WWW.CINTEG.DE) • [INFO@CINTEG.DE](mailto:INFO@CINTEG.DE)

